


# land of morning star

Tomáš Pálka



# LAND OF MORNING STAR

Tomáš Pálka

7 - 10/2009

durata: ca 11min.

composition for **string quartet**

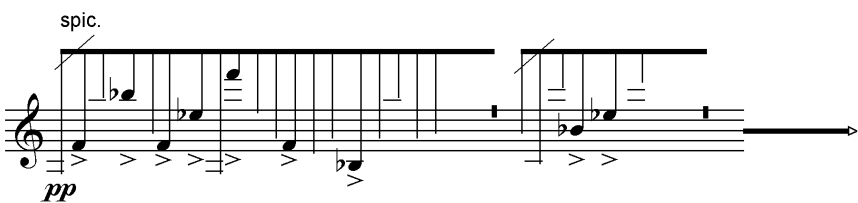

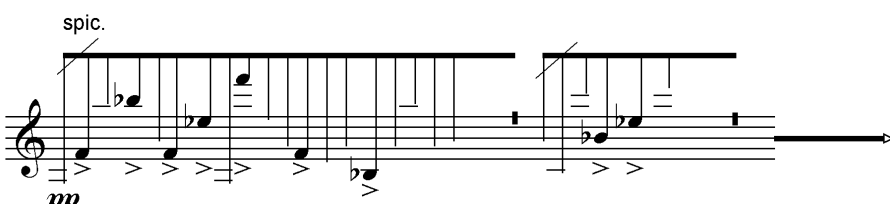




## LEGEND:

**This composition is conceptual form of work.** The concept is framed in a free way, by verbal description and by musical samples. All important parametres (which should be played) are done / written. Everything else is based on each interpret and possibilities of whole quartet.

**Duration of each frame** is quite relative. Each of them can be stretched or shorted, but each part should not be stratched or shorted more than 1/3<sup>rd</sup> of written time. Important is the composition in its wholeness (in sense of the proportion feeling of individual parts and proportion of the composition). **Final duration** should not be longer than 15 minutes or shorter than 8 minutes.

---





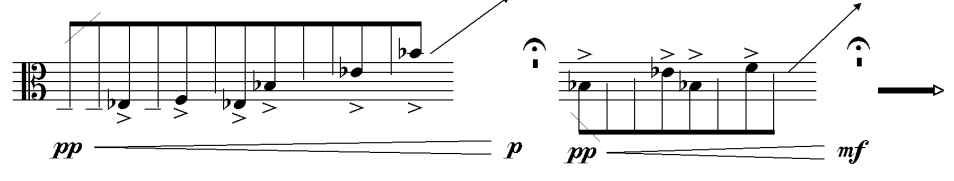

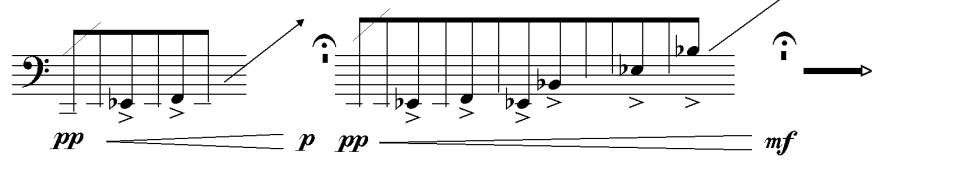

F G A, B, C etc. – if tones are underlined, play these tones in various pitches of the instrument register.

BLOCK	A	B	C
TIME	0:00  <b>(0:15)</b>	0:15  <b>(0:30)</b>	0:30  <b>(0:45)</b>
VN I	TACET	Prefer tones <u>B<math>\flat</math>, E<math>\flat</math>, F</u> 	Play these three samples in casual order 
VN II	TACET	Prefer tones <u>B<math>\flat</math>, E<math>\flat</math>, F</u> 	
VLA	First tone of the group is every time <b>c</b> Order of tones: <b>c g a<math>\flat</math></b> , play arbitrarily 	Continue in previous, add tones <b>b<math>\flat</math>, c d</b> 	Pizzicato play by 2 fingers 
VCL	TACET	Prefer tones <u>C G A<math>\flat</math></u> 	

BLOCK	D	E	F
TIME	0:45 (1:00)	1:00 (1:15)	1:15 (1:30)
VN I			<p>Choose one of written tones</p>
VN II	<p>Choose one of written tones</p>	<p>Prefer tones <u>C#</u> <u>E</u> <u>F#</u> <u>B</u></p>	<p>Choose one of written tones</p>
VLA	<p>Choose one of written tones</p>	<p>Prefer tones <u>C#</u> <u>E</u> <u>F#</u> <u>B</u></p>	<p>Choose one of written tones</p>
VCL	<p>Choose one of written tones</p>	<p>Prefer tones <u>C#</u> <u>E</u> <u>F#</u> <u>B</u></p>	

BLOCK	G	H
TIME	1:30 <span style="float: right;">(2:00)</span>	2:00 <span style="float: right;">(2:15)</span>
VN I		<p>First tone of the group is every time <math>c^2\#</math></p> <p>Order of tones: <math>b^1 c^2\# f^2\# e^2</math> play arbitrarily</p>
VN II		
VLA		
VCL		

BLOCK	I	J	K
TIME	2:15 (2:30)	2:30 (3:00)	3:00 (3:15)
VN I	<p>flautato (♩ = 144)</p> <p>pp</p>	<p>Play different parts (independently, up to your choice) from these 2 samples</p> <p>2 (♩ = 100) sul tasto sul pont. pp f pp</p> <p>3 ff p &lt; fp pp ppp</p>	<p>(♩ = 140) diminuendo → pizz (independently)</p> <p>ff decresc. pp</p>
VN II	<p>flautato (♩ = 168)</p> <p>pp</p>	<p>Play different parts (independently, up to your choice) from these 2 samples</p> <p>1 (♩ = 100) mf p pp sul tasto sul pont.</p> <p>2 pp f pp sul tasto sul pont.</p>	<p>(♩ = 140) diminuendo → pizz (independently)</p> <p>ff decresc. pp</p>
VLA	<p>flautato (♩ = 96)</p> <p>pp</p>	<p>Play different parts (independently, up to your choice) from these 2 samples</p> <p>1 (♩ = 100) mf p &gt; pp sul tasto sul pont.</p> <p>3 ord. vib. sul tasto ff p &lt; fp pp ppp</p>	<p>(♩ = 140) diminuendo → pizz (independently)</p> <p>ff decresc. pp</p>
VCL	<p>flautato (♩ = 60)</p> <p>pp</p>	<p>Play different parts (independently, up to your choice) from these 2 samples</p> <p>2 (♩ = 100) sul tasto sul pont. pp f pp</p> <p>3 ff p &lt; fp pp ppp</p>	<p>(♩ = 140) diminuendo → pizz (independently)</p> <p>ff decresc. pp</p>



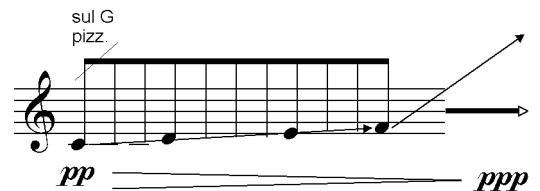






BLOCK	L	M
TIME	<b>3:15</b> <div style="text-align: right;"><b>(4:00)</b></div>	<b>4:00</b> <div style="text-align: right;"><b>(6:00)</b></div>
VN I	<p>Prefer tones <b><u>B<math>\flat</math></u>, <u>E<math>\flat</math></u>, <u>F</u></b></p> 	
VN II	<p>Prefer tones <b><u>B<math>\flat</math></u>, <u>E<math>\flat</math></u>, <u>F</u></b></p> 	
VLA	<p>Prefer tones <b><u>B<math>\flat</math></u>, <u>E<math>\flat</math></u>, <u>F</u></b></p> 	
VCL	<p>Prefer tones <b><u>B<math>\flat</math></u>, <u>E<math>\flat</math></u>, <u>F</u></b></p> 	

BLOCK	N	O	P
TIME	6:00 (6:30)	6:30 (6:45)	6:45 (7:00)
VN I	Choose one of written tones 	<i>Gliss</i> from previous block 	TACET
VN II	Choose one of written tones 	<i>Gliss</i> from previous block 	TACET
VLA	Choose one of written tones 	<i>Gliss</i> from previous block 	TACET
VCL	Choose one of written tones 	<i>Gliss</i> from previous block 	



BLOCK	Q	R	S
TIME	7:00 (7:15)	7:15 (7:30)	7:30 (7:45)
VN I			
VN II			
VLA			
VCL			

BLOCK	T	U	V	W
TIME	7:45 (8:15)	8:15 (9:15)	9:15 (9:30)	9:30 (9:45)
VN I		<p>Choose one of written tones (every time another one)</p>		<p>Choose one of written tones (every time another one)</p>
VN II		<p>Choose one of written tones (every time another one)</p>		<p>Choose one of written tones (every time another one)</p>
VLA		<p>Choose one of written tones (every time another one)</p>		<p>Choose one of written tones (every time another one)</p>
VCL		<p>Choose one of written tones (every time another one)</p>		<p>Choose one of written tones (every time another one)</p>

BLOCK	X	Y	Z
TIME	9:45 (10:00)	10:00 (10:15)	10:15 (10:30)
VN I	Play pizzicato with tones: <u>C G A<sub>b</sub> B<sub>b</sub> D E<sub>b</sub> F A</u> Rhythmically free, longer pauses 		
VN II	Play pizzicato with tones: <u>C G A<sub>b</sub> B<sub>b</sub> D E<sub>b</sub> F A</u> Rhythmically free, longer pauses 		
VLA	Play pizzicato with tones: <u>C G A<sub>b</sub> B<sub>b</sub> D E<sub>b</sub> F A</u> Rhythmically free, longer pauses 		
VCL	Play pizzicato with tones: <u>C G A<sub>b</sub> B<sub>b</sub> D E<sub>b</sub> F A</u> Rhythmically free, longer pauses 